




Harmony Modular Deck Oven



Innovative equipment
for traditional baking

MONO Equipment's Harmony Modular Deck Oven is perfect for baking an exquisite range of artisan breads, viennoiserie and patisserie where a beautiful crust and outstanding sheen is essential.

Our Harmony Modular Deck Oven is one of the most versatile deck ovens on the market today. Its modular design makes it ideally suited for installation in bakeries with limited access or those located in upper stories or basements, as each dismantled deck fits through a standard doorway to be built on site. Each deck features a heavy sole plate which is ideal for producing artisan and oven bottom bread.

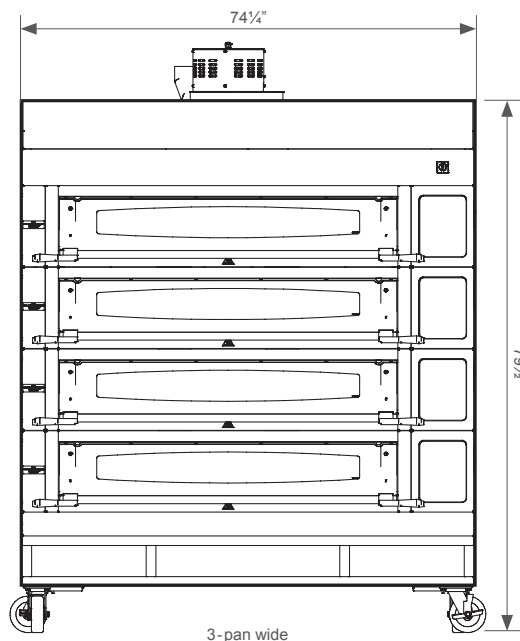
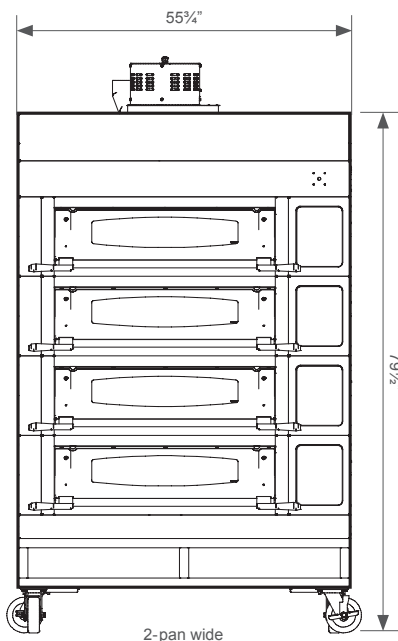
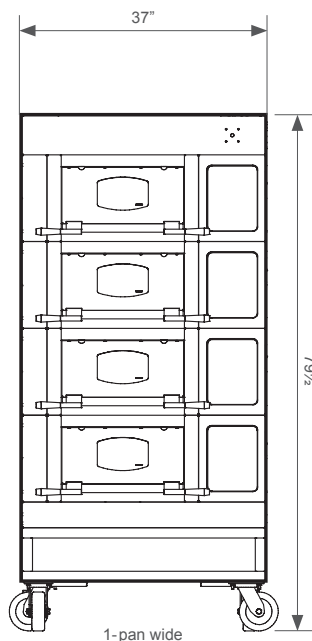


Features and Benefits

- Available in 1-pan, 2-pan and 3-pan width models
- Can be stacked up to 5 decks high
- Independent controls for top and bottom elements
- Single-piece, heavy sole plates for evenly distributed bottom heat
- Patented Cumulus Steam Generating System
- Choice of Classic or Eco-Touch control panels
- Each deck separately controlled for complete flexibility
- All decks have a generous 8" crown
- Rapid heat recovery rate
- Provides a gentle mellow bake each time
- Simple damper facility
- Each deck fits through a standard doorway to be built on site
- Illuminated bake chamber
- Reduces energy consumption by only heating deck required
- Stores up to 240 bake programmes
- Engineered in hygienic stainless steel
- Modular components
- Thick slabs of insulation deliver exceptional heat retention
- Auto Shutdown facility
- Energy saving sleep mode reduces energy consumption
- USB programmable
- 7-day timer
- ETL certified to UL-197
- 2-year warranty

Specifications and Dimensions

Specifications	1-Pan Wide	2-Pans Wide	3-Pans Wide
Width	37"	55¼"	74¼"
Depth	51¼"	51¼"	51¼"
Height - 1-4 decks (including base and top finishing)	79½"	79½"	79½"
Height - 5 decks (including base and top finishing)	84"	84"	84"
Internal deck height with door open	7½"	7½"	7½"
Internal usable area per deck	4.25ft²	8.25ft²	12.5ft²
Number of pans per deck (600mm x 800mm) portrait	-	1	2
Number of pans per deck (600mm x 400mm) portrait	1	2	3
Number of pans per deck (18" x 30") portrait	1	2	3
Number of pans per deck (18" x 26") portrait	1	2	3
Number of pans per deck (600mm x 400mm) landscape	1	2	3
Number of Programmes - Classic Controller	9	9	9
Number of Programmes - Eco-Touch Controller	240	240	240
Electrics - USA: Separate supply cords for each deck (USA) - ETL-US Certified			
3 Phase 220 Volt	220V, 3 wire plus ground, 60Hz - 3kW, 9 Amps per phase per deck	220V, 3 wire plus ground, 60Hz - 5.9kW, 18 Amps per phase per deck	220V, 3 wire plus ground, 60Hz - 8.85kW, 24 Amps per phase per deck
3 Phase 208 Volt	208V, 3 wire plus ground, 60Hz - 2.7kW, 8.7 Amps per phase per deck	208V, 3 wire plus ground, 60Hz - 5.31kW, 17 Amps per phase per deck	208V, 3 wire plus ground, 60Hz - 7.9kW, 22 Amps per phase per deck
3 Phase 480 Volt	480V, 3 wire plus ground, 60Hz, 4.9kW, 7 Amps per phase per deck	480V, 3 wire plus ground, 60Hz, 5.86kW, 8.2 Amps per phase per deck	480V, 3 wire plus ground, 60Hz, 8.78kW, 12.4 Amps per phase per deck
Canopy fan supply - 208-220 Volt, 2 wire plus ground, 60Hz, fused at 6 Amps			



The Eco-Touch Controller



The Classic Controller

