

This innovative technology allows to maintain formed and leavened doughs for bakery, pastry, pizzeria and foodservice up to 12 hours to be then baked.

Climother Easy captures the energy that nature offers us and applies the necessary parameters to create the ideal space for the management and control of a leavening environment. Climother Easy takes advantage of the natural process of leavening (natural energy of the fermentation) and the management of time in a climatic cycle (temperature and humidity), reducing waste in the production and electricity consumption. Nature, time and climate combined with the "principle of motion and quiet" are elements that characterize our everyday life. Climother Easy is the technological solution that allows to solve the historical "issue" of leavenings in bakery products, it ensures a high energy saving in the processes of freshness and it can be used to store frozen products.



# Climother Easy

## is the energy that nature gives us: time and climate

**INDUSTRY 4.0**



It allows:

**A waste-free product management**, ensuring an optimal leavening up to 12 hours.

**The acquisition of mastery of the time.** The management of the doughs is simple.

**Regardless of the humidity**, the professional can manage and master the time to bake the product and the whole process without necessarily being an expert baker, pizza maker, pastry chef or restaurateur.

**The stabilization of the leavening processes.** It stabilizes the leavening of the products that can be baked at different times of the day and it improves their quality. The product, thanks to long leavenings, reaches excellent flavors and aromas.

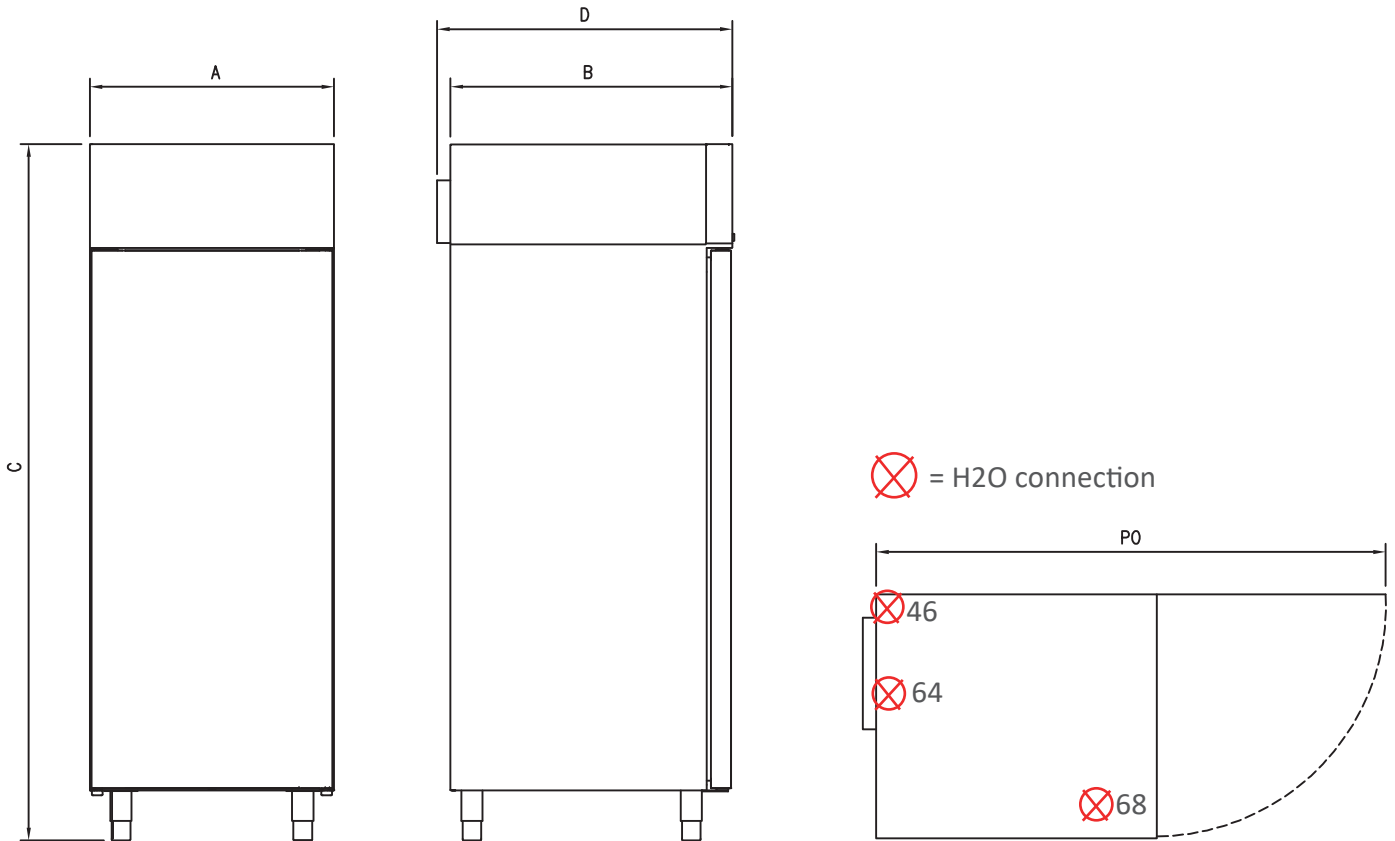
**Improvement of tempering of the frozen products.** Less waste and reduced operating costs through the use of small ovens. It allows to have the product to be baked always fresh.

# CLIMOTHER® EASY

ESMACH 

INDUSTRY 4.0 

CLIMOTHER EASY 46 - 64 - 68



DATI TECNICI - GENERAL FEATURES		CLIMOTHER EASY 46	CLIMOTHER EASY 64	CLIMOTHER EASY 68
CAPACITA' TEGLIE - TRAY CAPACITY		15	20	20 40
DIMENSIONI TEGLIE - TRAY DIMENSIONS	cm	40x60	60x40	60x80 60x40
A = LARGHEZZA - WIDTH	mm	580	733	803
B = PROFONDITA' - DEPTH	mm	763	847	1019
C = ALTEZZA TOTALE - TOTAL HEIGHT	mm	1950	2090	2090
D = PROFONDITA' TOTALE - TOTAL DEPTH	mm	803	877	1044
PO = PORTA APERTA - OPEN DOOR	mm	1297	1530	1830
PASSO TEGLIE - TRAY PITCH	mm	50		
PESO - MASS	Kg	114	147	164
POTENZA EL. ALLACCIAMENTO - CONNECTION POWER	kW	1,2	1,4	1,4
POTENZA FRIGORIFERA - REFRIGERATION POWER	W	542	362	502
RANGE DI TEMPERATURA - TEMPERATURE RANGE	°C	-5 / +40		
RANGE DI UMIDITA' - HUMIDITY RANGE	KG/M3	50 / 95%		
ALIMENTAZIONE ELETTRICA - POWER SUPPLY	V	230V 1Ph+N+GR 50 Hz		
FLUIDO REFRIGERANTE - TYPE OF COOLING GAS		R 452A	R 290	

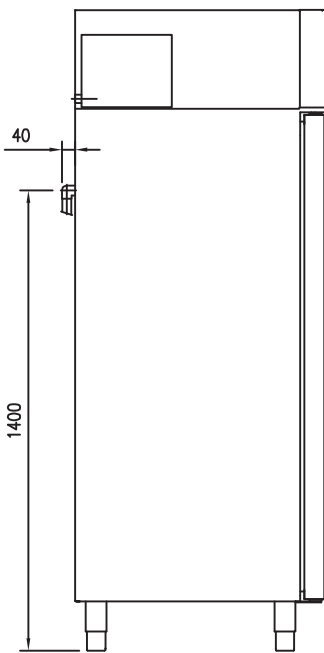
# CLIMOTHER® EASY

ESMACH 

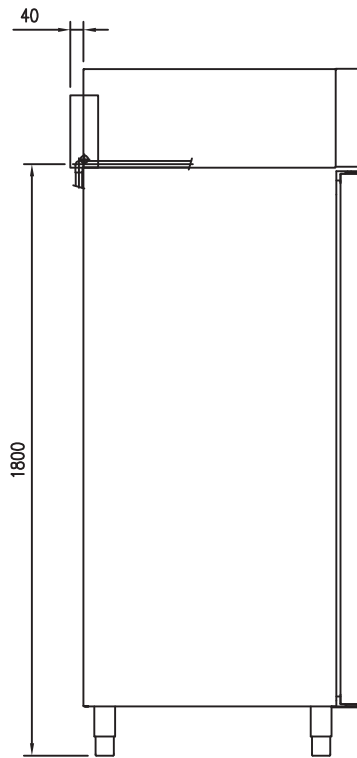
INDUSTRY 4.0 

## HYDRAULIC CONNECTION

CLIMOTHER EASY 46



CLIMOTHER EASY 64



CLIMOTHER EASY 68

